



ROAD
TRAVEL
REWARDS

Unit 3: Learning to Drive

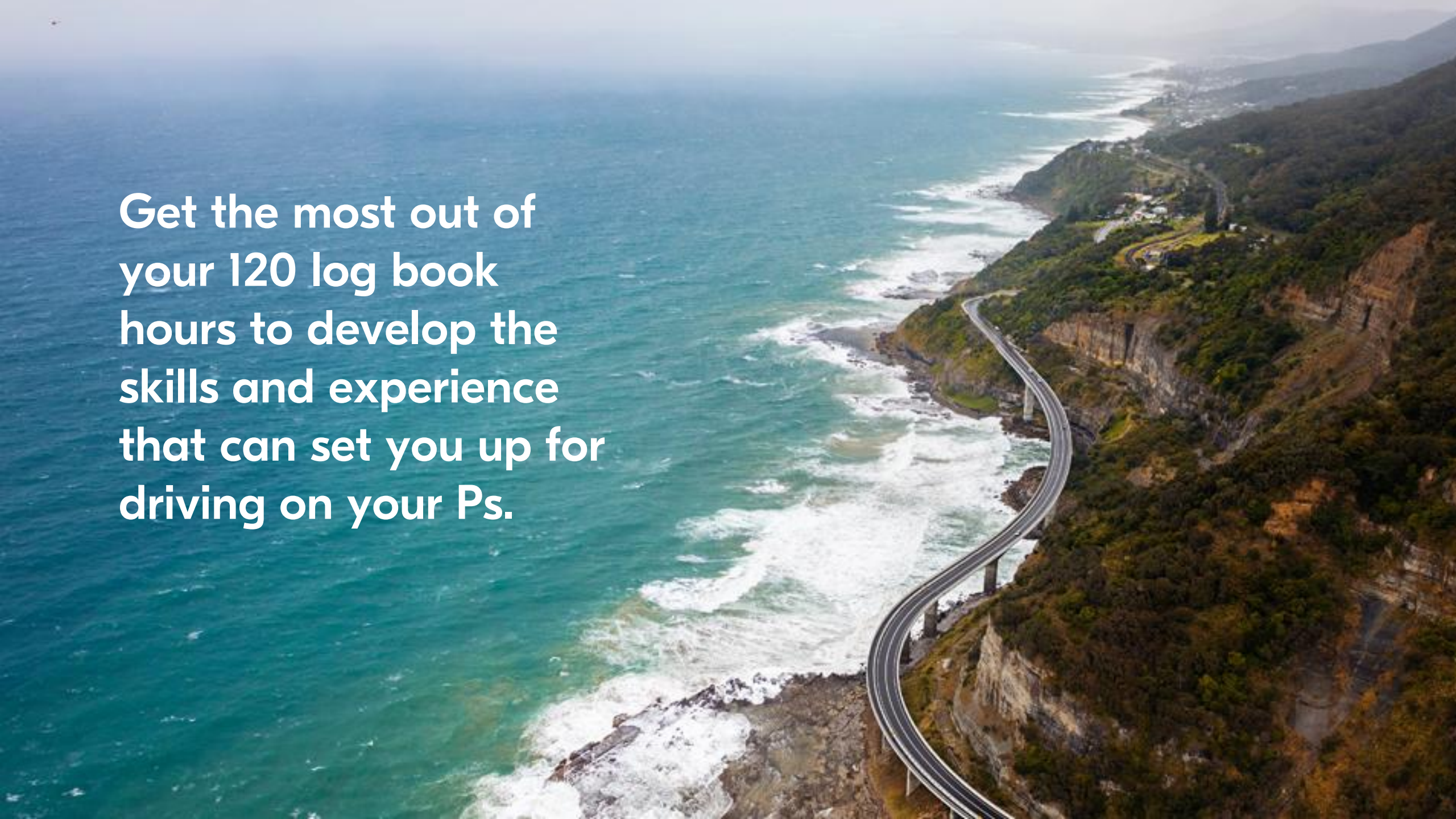
NRMA Young Driver Road Safety Program





ROAD
TRAVEL
REWARDS

We acknowledge the land on which we gather, from places as widespread and diverse as the NRMA. In the presence of Elders past, present and future, we recognise all journeys and our mutual role in creating new paths together.

An aerial photograph of a dramatic coastal landscape. A multi-lane asphalt road winds along the edge of a steep, rocky cliffside. The cliff is covered in dense green vegetation. Below the cliff, the ocean is a vibrant turquoise color, with white waves crashing against the base of the rock. In the distance, a small town or village is visible on the coast, and the horizon is hazy. The overall scene is one of natural beauty and a challenging driving environment.

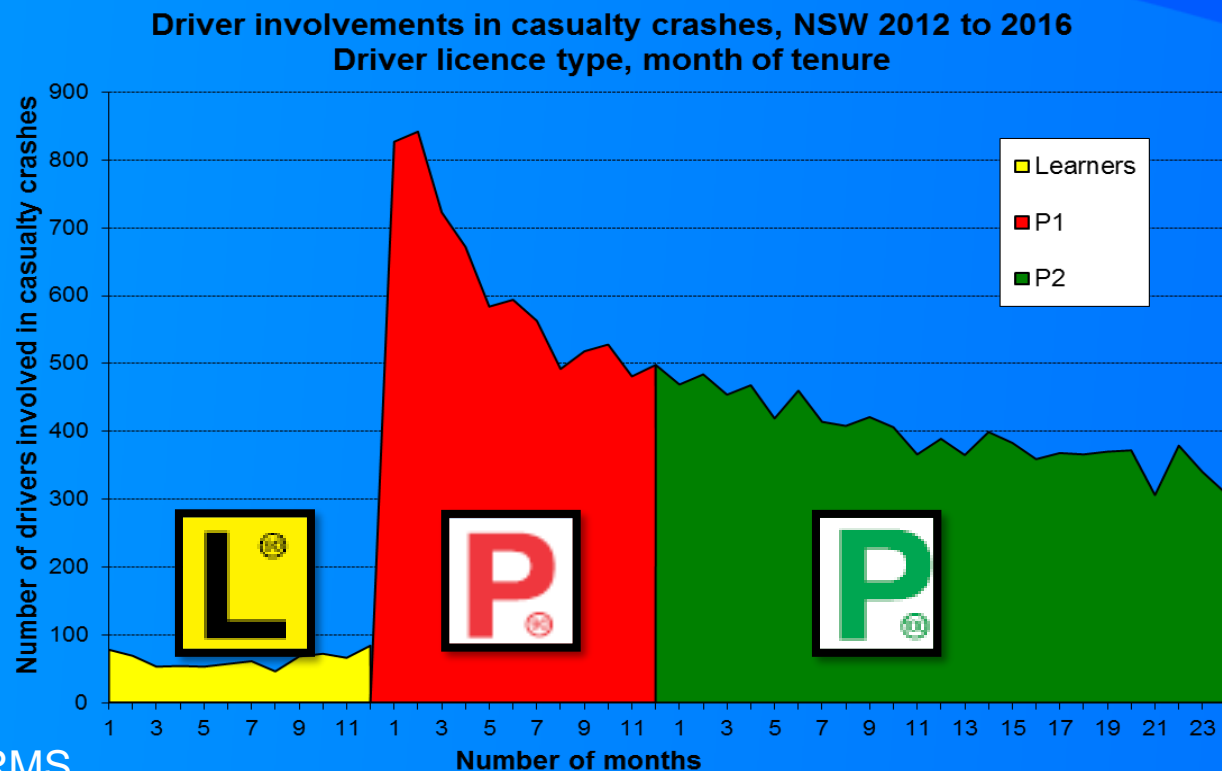
**Get the most out of
your 120 log book
hours to develop the
skills and experience
that can set you up for
driving on your Ps.**

The crash stats for the first four years of driving

Self reflection #1

What driving skills will you need to pass your Ps test?

- Lane changing
- Parallel parking
- Roundabouts
- Merging
- Overtaking
- Checking blind spots

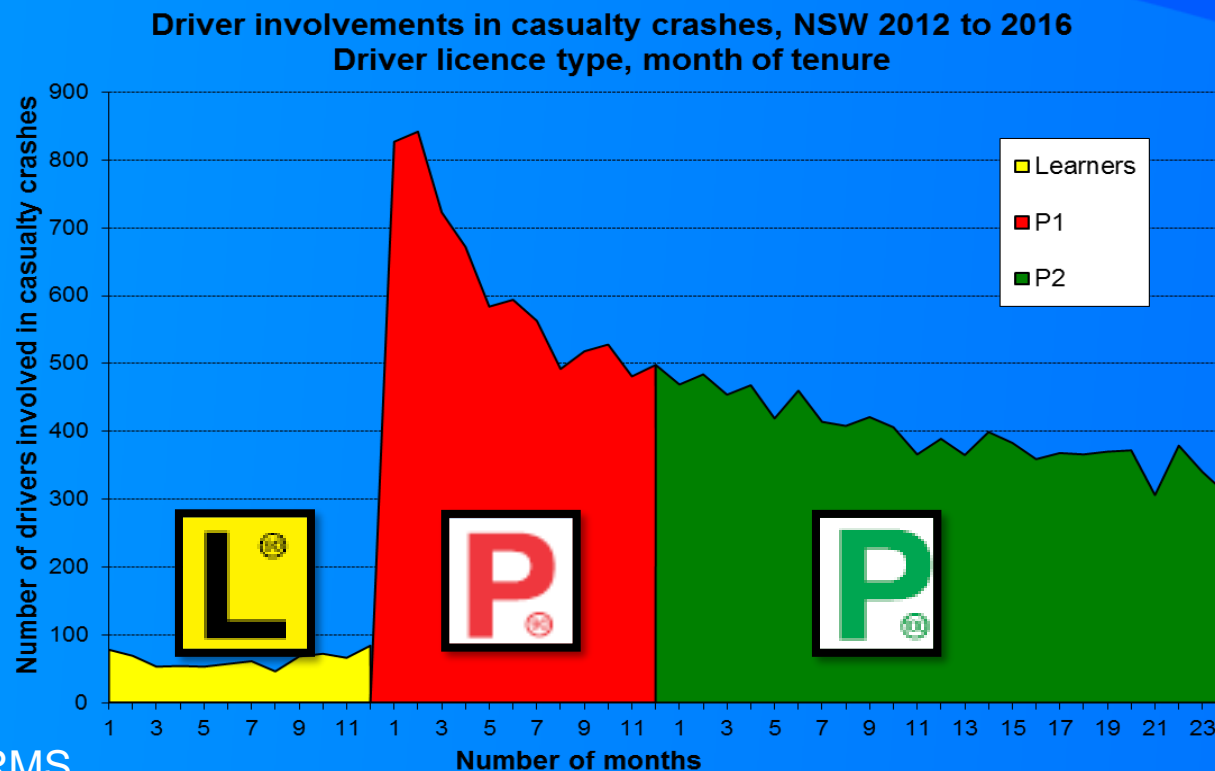


The crash stats for the first four years of driving

Self reflection #2

What experiences do you need to have to prepare you for solo driving on your Ps?

- Going to new places
- Driving at night
- Country driving
- Driving in peak hour traffic
- Driving with passengers

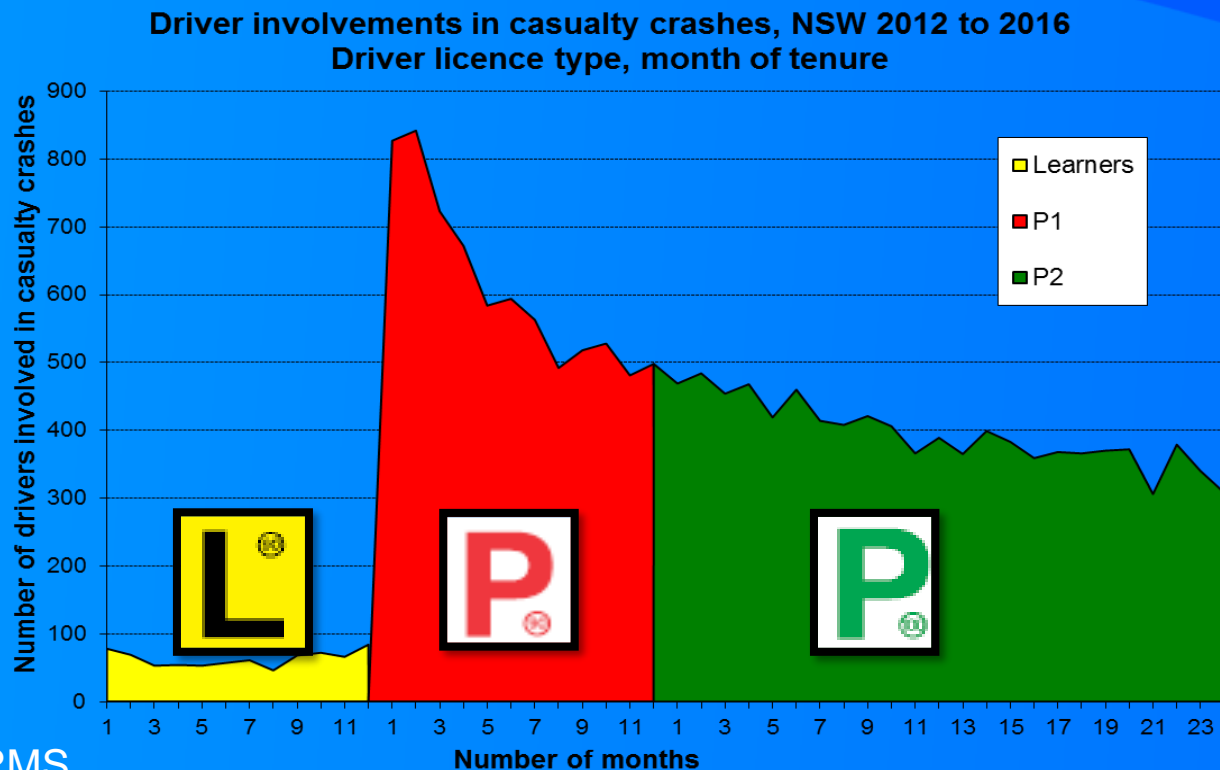


The crash stats for the first four years of driving

Self reflection #3

What behaviours can you develop on your Ls to reduce your risk as P driver?

- Low risk driving mindset
- Patience in traffic
- Sticking to the speed limit
- Managing passengers in your car
- Not operating a mobile phone



Developing your driving skills

Vehicle Controls

- Seating
- Steering
- Signal
- Gears

Vision

- Mirrors
- Blind spots
- Scanning
- Vision & Risk

Traffic Skills

- Leaving kerb
- Roundabouts
- Traffic lights
- Merging
- Overtaking
- Pedestrian crossings

Low Risk Driving

- Speed
- Braking
- Following distance
- Crash avoidance
- Hazards
- Positioning
- Making Decisions

Maneuvering Skills

- Reversing
- Confined spaces
- U –Turns
- Reverse/ Parallel Parking
- Angle Parking

Get tons of
real world
driving
experience

- Wet weather drive
- City drive
- Night drive
- Country drive
- Motorways & freeways
- Unfamiliar locations

Be proactive:

Take the lead. Educate your supervising drivers about the importance of getting real world driving experience.

Night driving

Top tips

- Increase your following distance beyond 3 seconds
- Reduce your speed
- Get more than 20 hrs log book hours



Wet weather driving



Ref: Sport Back YouTube



Wet weather driving

Top tips

- Reduce your speed
- Increase your following distance beyond 3 seconds
- Remain alert and patient
- Watch for pedestrians



City driving

Top tips

- Be patient and stay alert
- Check your blind spots
- Reduce your speed
- Plan your route

Regional driving

B23 Monaro Hwy



Ref: Great Aussie Drives YouTube

Regional driving

Top tips

- Drive confidently within your speed limit
- Stay calm in front of big trucks. Let them safely overtake you
- Stay out of the blind spots of other cars and trucks
- Don't swerve or slam brakes if wildlife comes on the road



NRMA support to young drivers





Ref: NSW Centre for road safety

Driver Licencing Access Program (DLAP)

DLAP VIDEO




Top tips for making the most of your Ls

- Plan ahead to make the most of opportunities
- Aim for variety to broaden your experience
- Drive to places you intend to travel in your Ps
- Actively 'educate' others on how to support you
- Use your professional driving lessons to master challenging skills

NRMA support services

- ✓ Driving Lessons
- ✓ Safer Drivers Course
- ✓ Free2Go membership
for 16-20 year olds




www.mynrma.com.au





ROAD
TRAVEL
REWARDS





ROAD
TRAVEL
REWARDS

Next up: Unit 4 – I'm the Driver