



ROAD
TRAVEL
REWARDS

Unit 5: In my car

NRMA young driver road safety program





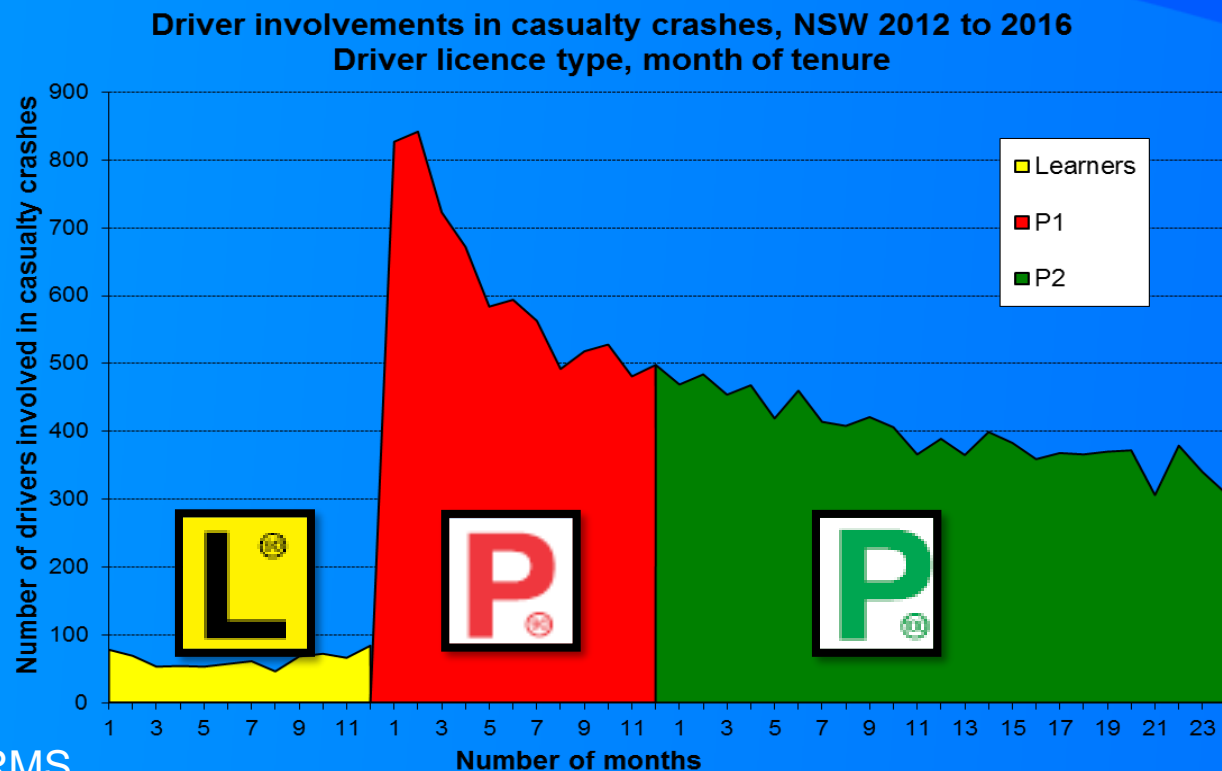
ROAD
TRAVEL
REWARDS

We acknowledge the land on which we gather, from places as widespread and diverse as the NRMA. In the presence of Elders past, present and future, we recognise all journeys and our mutual role in creating new paths together.

A photograph of four young people in a car, smiling and laughing. The text is overlaid on the right side of the image. The background is a soft, warm light, suggesting a sunny day. The people are dressed in casual summer attire, including hats and sunglasses.

Setting clear expectations for the behaviour of everyone in the car is the first step to making sure everyone gets to their destination safely.

The crash stats for the first four years of driving

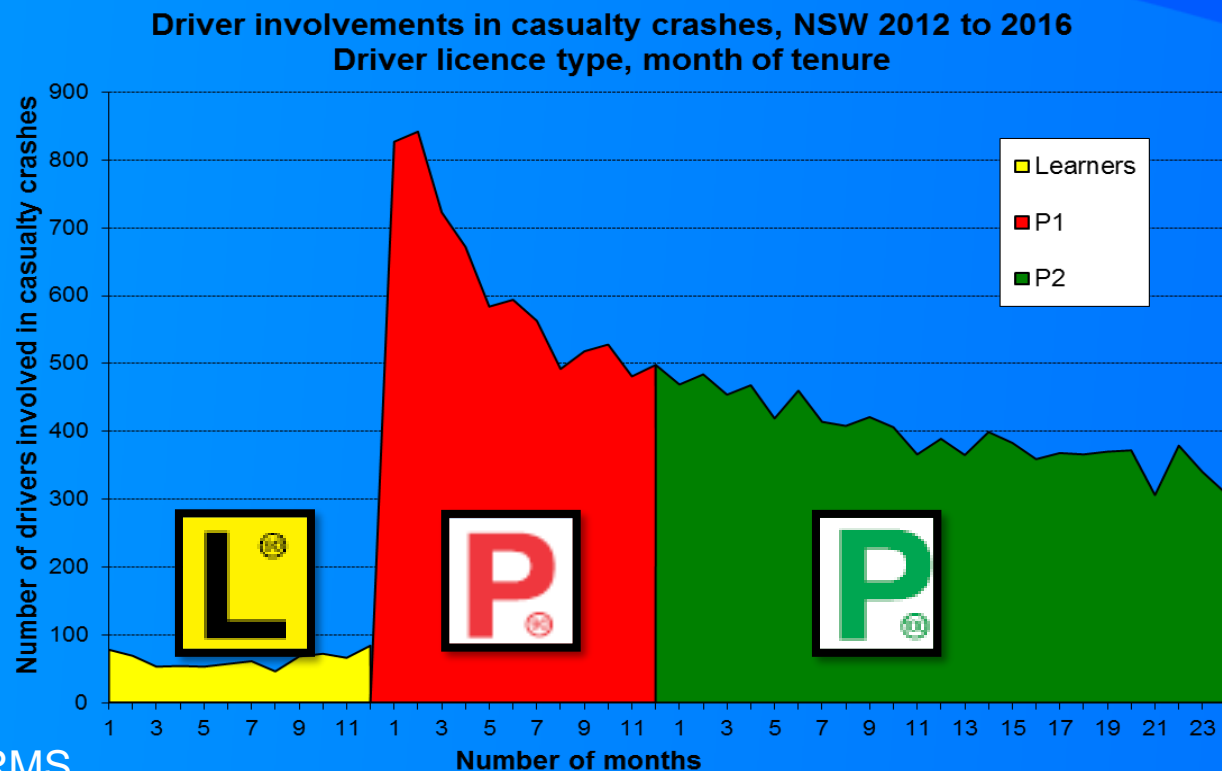


Self reflection #1

What are some ways that passengers can help out the driver?

- Help with navigation
- Be a second pair of eyes
- Mindful not to distract the driver

The crash stats for the first four years of driving



Self reflection # 2

What driver or passenger behaviours would make you feel unsafe in a car?

- Aggressive behaviour
- Alcohol / drug use
- Distracted driver
- Driver speeding
- Passengers encouraging reckless driving

The driver :
Holds all the legal, financial
and moral responsibility

Legal
Financial
Moral



The background consists of several overlapping, curved, semi-transparent shapes in various shades of blue, ranging from a deep navy blue to a bright cyan. These shapes create a dynamic, layered effect. Centered on this background is the text "Take charge as the driver" in a clean, white, sans-serif font. The text is split into two lines: "Take charge as the" on the top line and "driver" on the bottom line.

Take charge as the
driver

Learn to manage your passengers


1. Practicing while on your Ls: driving with passengers
2. Learn to set clear expectations of behavior
3. Be firm: you as the driver have all the responsibility under the law



Are you on the same page?



PHOTOGRAPHY




Ref: MAFMAD

Sometimes ride share services are the best option



What can you do if the driver is acting recklessly?



A person wearing a black hoodie is sitting at a desk in an office, talking on a white corded telephone. The person's face is partially obscured by the hood. The background shows office shelves and papers. The overall lighting is somewhat dim, with a greenish tint.

Use your judgement:

Never get into a car with a driver who has been drinking or is on drugs.

Be prepared: Have an agreement with a trusted person to come and get you if you need it.

Find a way to get out of the car: Say something, “I need to go to the toilet”, “I want to throw up”, “Can we stop at Maccas” and **DO NOT** get back in that car.

Trust your gut: If you feel unsafe, you are unsafe.

Key learnings

As the driver you carry all the **legal, financial and moral** responsibility.

1. Use your Ls to get experience in managing passengers
2. Set clear expectations of your passengers. Make sure you are on the same page
3. Sometimes splitting an Uber or taxi is the best choice
4. Never get into a car with a driver who has been drinking or has taken drugs
5. Trust your gut: if you feel unsafe you are unsafe – so get out of that car!





NRMA support services

- ✓ Driving Lessons
- ✓ Safer Drivers Course
- ✓ Free2Go membership
for 16-20 year olds




www.mynrma.com.au





ROAD
TRAVEL
REWARDS





ROAD
TRAVEL
REWARDS

Next up: Unit 6 – Buying a Safe First Car